







STATIC PROPERTIES

NOMINAL THICKNESS	WEIGHT
mm	kg/m ²
0,75	9,20
0,88	10,89
1,00	12,27

SPAN TABLE

THICKNESS FLOOR SHEET	0,75 MM		0,88 MM		1,00 MM	
	PURLIN SPACING		PURLIN SPACING		PURLIN SPACING	
kg/m ²	m		m		m	
						
	DEFLECTION		DEFLECTION		DEFLECTION	
	L/240	L/240	L/240	L/240	L/240	L/240
100	2,78	3,71	2,92	3,90	3,05	4,07
110	2,67	3,57	2,82	3,76	2,94	3,93
120	2,58	3,46	2,73	3,64	2,84	3,80
130	2,50	3,35	2,64	3,54	2,76	3,69
140	2,43	3,26	2,57	3,44	2,68	3,59
150	2,37	3,18	2,51	3,36	2,62	3,50
160	2,31	3,10	2,45	3,28	2,55	3,42